

THE GURGLING GARGOYLE

Now if these games: saved you time, reduced your stress level, caused student enjoyment, turned a boring phonics drill into entertainment or maybe even caused some student learning... Then please consider making a donation to help me keep developing these fun learning resources.



Hello readers of the world. Join with me as we have a little fun learning about 'oi' & 'oy' using these lovely pieces of **donationware**.

How to Play Gurgling Gargoyle

What You Need:

One set of Game 1 or Game 2 cards
Two players

How to Play:

1. Two players sit facing each other.
2. One of the players shuffles a set of game cards then shares out the whole deck between the two players.
3. The players match all the pairs in their hands and place them off to one side saying 'oy as in voyage' etc as they place them down.
4. The players then hold the remaining cards in their hands and take turns picking one card randomly from the other person's hand.
5. As another pair is made the player places it down in the same way as before. **Hint – if you manage to choose the gargoyle, it is a good idea to shuffle your cards in order to 'hide him better'.**
6. The person left with the 'Gurgling Gargoyle' in their hand at the end of the game is the winner. NB Sometimes the end of the game needs to be played with eyes closed to speed it up a bit.

To make an online donation head to <http://www.adrianbruce.com/donations/>

GAME 1

NB You'll need to print out 2 copies of these games and throw away one gargoyle from each.

Use this game with the picture cues when initially reinforcing the 'oy' and 'oi' sounds.

Once you feel your students have mastered this one, move onto the game without cues.

gargoyle



coil



coin



soybean



boil



toy



voyage



enjoy




joints



rejoice



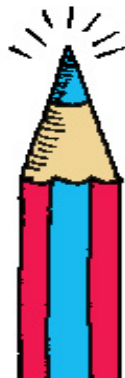
oink



loyal



point



oil



oyster

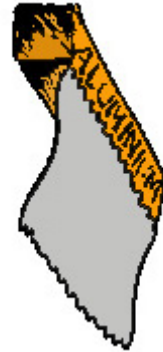




noise



foil



choice



avoid



boy



This game is **Donationware**
from

<http://www.adrianbruce.com>

If it has worked for your students,
be sure to come back and give a
donation of \$2 or so via credit card
to help me develop more resources.



GAME 2

Use Game 1 with the picture cues when initially reinforcing the 'oy' and 'oi' sounds.

Once you feel your students have mastered Game 1, move onto the Game 2.

toilet

soil

foier

moist

spoilt

decoi

android

asteroid

employee

checkpoint

convoy

toil

join

Dear People of the World,

Feel free to tell your colleagues, friends, students' parents etc all about this donationware game, but please link to its webpage

http://www.adrianbruce.com/reading/gargoyle/literacy_activity_oy_oi.htm

and **NOT** directly to this .doc or .pdf file

Why?

Firstly your friends will benefit more from seeing my whole site

<http://www.adrianbruce.com/>

and secondly, deep linking skews the download statistics which in turn effects the site's funding ☹ (which is what keeps it free)

Thanking you in advance

Adrian Bruce
Innovative Teacher of the Year NSW Australia 2005

DID IT WORK?

Dear Educators,

If you are in a school in the Developed World with 2 or more students that enjoyed these games & learned from them...

Grab an envelope, have the kids make me a small thank you card out of this card. Write

**THEN
PLEASE DONATE**